



e-ISSN: 2319-8753 | p-ISSN: 2347-6710

IJIRSET

International Journal of Innovative Research in
SCIENCE | ENGINEERING | TECHNOLOGY



INTERNATIONAL JOURNAL OF INNOVATIVE RESEARCH

IN SCIENCE | ENGINEERING | TECHNOLOGY

Volume 14, Special Issue 6, December 2025

ISSN INTERNATIONAL
STANDARD
SERIAL
NUMBER
INDIA

Impact Factor: 8.699



9940 572 462



6381 907 438



ijirset@gmail.com



www.ijirset.com

Big Data and Financial Sector

Prof. Brijesh Singh¹, Ms. Harini L², Ms. Neha A³

Assistant Professor, Department of Mba, CMR Institute of Technology, Bangalore, India¹

IV Sem MBA, CMR Institute of Technology, Bangalore, India²

IV Sem MBA, CMR Institute of Technology, Bangalore, India³

ABSTRACT: In the modern era, the financial sector is experiencing an unprecedented transformation, largely driven by advancements in technology. One of the most significant innovations shaping the industry is Big Data. One significant application is in risk assessment and management, where advanced models analyse extensive datasets to identify potential defaults and systemic risks within interconnected financial networks. While big data offers significant advantages to the financial sector, it also presents challenges, such as potential inaccuracies and biases in alternative data sources, which can lead to unfair lending practices. The objective of this research paper is to Big Data implementation does not significantly influence financial sector performance. The study will focus on the implementation and impact of Big Data technologies in various segments of the financial sector such as banking, insurance, and investment services. After the Survey researcher will try to find the significant portion of respondents believe Big Data has the potential to improve financial transparency, efficiency, and decision quality.

KEYWORDS: Big data, Financials, sector, transparency, etc.

I. INTRODUCTION

In the modern era, the financial sector is experiencing an unprecedented transformation, largely driven by advancements in technology. One of the most significant innovations shaping the industry is Big Data. As financial institutions generate and handle massive volumes of data daily, leveraging Big Data has become a crucial aspect of enhancing efficiency, improving decision-making, and mitigating risks. This introduction explores the role of Big Data in the financial sector, its impact on various financial services, and the challenges associated with its implementation.

Big Data refers to large and complex datasets that require advanced analytical tools and technologies for processing. The financial industry, which includes banking, investment firms, insurance companies, and regulatory bodies, heavily depends on data to assess market trends, manage customer relationships, and detect fraudulent activities. The ability to amounts of structured and unstructured data enables financial institutions to gain deeper insights into consumer optimize trading strategies, and develop personalized financial products.

One of the most impactful applications of Big Data in finance is risk management. Traditional risk assessment models relied on historical data and static algorithms, often failing to capture real-time market fluctuations. With Big Data analytics, financial institutions can now use machine learning algorithms to predict market movements, assess credit risk, and identify potential financial crises. Real-time risk monitoring allows firms to respond proactively to market volatility, minimizing financial losses and ensuring regulatory compliance.

Furthermore, fraud detection and prevention have significantly improved due to Big Data analytics. Financial fraud, including identity theft, money laundering, and cyberattacks, poses serious threats to institutions and consumers alike. By transaction patterns, detecting anomalies, and employing artificial intelligence (AI)- driven predictive analytics, financial firms can identify suspicious activities in real- time and mitigate potential threats before they cause substantial damage.

Another crucial area where Big Data is revolutionizing the financial sector is personalized banking and customer experience. This information enables them to offer tailored financial products, such as customized loan plans, targeted investment opportunities, and personalized insurance policies.

II. RELEVANCE OF PROJECT

Big data has profoundly transformed the financial sector by introducing theoretical frameworks that enhance various financial operations and decision-making processes. One significant application is in risk assessment and management, where advanced models analyze extensive datasets to identify potential defaults and systemic risks within interconnected financial networks. This approach enables institutions to proactively address vulnerabilities, thereby enhancing the stability of the financial system.

The integration of alternative data sources, such as social media activity and geolocation information, has expanded the analytical toolkit of financial institutions. By incorporating traditional datasets, firms can gain deeper insights into market trends and consumer behaviors, leading to more informed investment strategies and asset valuations.

PROBLEM STATEMENT

While big data offers significant advantages to the financial sector, it also presents challenges, such as potential inaccuracies and biases in alternative data sources, which can lead to unfair lending practices. The lack of transparency in AI-driven credit scoring systems raises concerns about accountability and consumer protection.

VARIABLES IDENTIFICATION AS PER THE TITLE OF THE TOPIC

Dependent Variables

Operational efficiency, Customer satisfaction, Financial performance, Risk mitigation, Fraud detection accuracy, etc.

Independent Variables

Use of Big Data tools (e.g., Hadoop, Spark), Data governance frameworks, Investment in data infrastructure, Real-time analytics capabilities, Data-driven decision models, etc.

HYPOTHESIS

H0: Big Data implementation does not significantly influence financial sector performance.

H1: Big Data implementation significantly influences financial sector performance.

III. LITERATURE REVIEW

Provost and Fawcett (2013) attempted to study the application of data science in the financial sector and how it impacts financial decisions. The study explored the use of Big Data in customer segmentation, credit analysis, fraud detection, and personalized banking services. It emphasized that organizations using data science models were able to reduce financial fraud and improve loan recovery rates. The authors also suggested that data-driven systems help institutions make faster and more reliable decisions. The study concluded that the lifecycle of Big Data is crucial for financial services to remain competitive and efficient.

Manyika et al. (2011) attempted to analyze the value creation of Big Data in the financial domain. The research focused on how institutions generate economic benefits by applying Big Data analytics in marketing, risk modeling, and customer relationship management. It showed that financial firms using customer analytics achieved up to a 20% increase in cross-sell and up-sell rates. The study emphasized the role of data-driven innovation in achieving business outcomes. The conclusion highlighted that Big Data is transforming financial services into more agile, customer-focused operations.

Chen, Chiang, and Storey (2012) attempted to study the level of Big Data maturity in financial institutions and how it influences decision-making outcomes. The study used a structured model to assess maturity across several financial organizations. It found that firms with higher analytics maturity displayed better forecasting accuracy and credit performance. The authors emphasized the importance of infrastructure, skills, and governance in achieving Big Data benefits. The conclusion suggested that analytics maturity serves as a driver for improved firm performance.

Gai, Qiu, and Sun (2018) attempted to investigate how Big Data analytics contributes to fraud detection and cybersecurity within financial technologies. The research focused on blockchain-enabled fraud analytics and identified the role of real-time monitoring. Their study revealed that using real-time data and advanced fraud algorithms reduced detection time by more than 30%. The authors concluded that combining Big Data with digital security tools enhances compliance and audit readiness, especially in high-volume financial environments.

Wamba et al. (2015) attempted to examine the impact of Big Data capabilities on firm-level performance in the financial sector. The study considered data-driven culture, IT infrastructure, and talent as key components. Using structural equation modeling across several financial institutions, the study confirmed that Big Data capabilities are positively correlated with firm performance. The authors concluded that the ability to use Big Data strategically enables banks and financial firms to outperform competitors.

Kshetri (2014) attempted to analyze how Big Data aids financial inclusion in developing countries. The paper focused on using non-traditional data sources like call records, social media, and mobile payments to assess borrower creditworthiness. The study showed that these alternative data streams helped lenders reach unbanked and underbanked populations. The authors concluded that Big Data enhances credit access and helps reduce financial inequality but also raised ethical concerns related to data privacy and regulation.

Delen and Demirkan (2013) attempted to explore the role of predictive analytics in investment management and risk forecasting. The study compared various predictive models such as decision trees, regression, and machine learning techniques. It found that predictive analytics significantly improved the accuracy of financial forecasts and decision timelines. The conclusion stated that Big Data enables proactive financial planning and supports competitive advantage in rapidly changing markets.

Jagadish et al. (2014) attempted to examine the impact of data veracity on financial modeling and operational risk. The study highlighted cases where poor-quality data led to credit errors, inaccurate forecasts, and regulatory penalties. It emphasized the importance of trustworthy data in decision-making. The conclusion suggested that financial firms must prioritize data quality assurance mechanisms and data governance practices to minimize institutional risk.

Fanning and Centers (2013) attempted to evaluate the use of Big Data in anti-fraud systems within global banking networks. The research identified that neural networks and machine learning models helped banks detect fraud earlier and more accurately. A comparison of fraud detection timelines revealed that Big Data models improved alert speed by 30%. The conclusion emphasized that analytics-based fraud management tools are critical for securing customer trust and protecting financial institutions.

Hashem et al. (2015) attempted to assess how Big Data tools like Hadoop and Spark contribute to managing large-scale financial data. The study evaluated processing performance in transaction-heavy environments. It concluded that Hadoop-based systems reduced query and processing times by nearly 50%, thereby improving the overall IT performance of financial institutions. The study also recommended integrating cloud-based Big Data platforms for greater scalability. Wang and Hajli (2017) attempted to analyze customer perceptions of Big Data usage in financial services. The study focused on the role of transparency and ethical data handling. Results showed that customer trust improved when banks disclosed how personal data was used. The authors concluded that responsible data usage builds long-term relationships and supports sustainable banking practices.

Lee et al. (2020) attempted to investigate the importance of real-time Big Data analytics in FinTech platforms. The study assessed how FinTech firms used live data feeds to manage customer portfolios and respond to market changes. It found that real-time systems enabled quicker decision-making and improved service agility during market volatility. The conclusion stated that real-time Big Data is essential for FinTech companies to maintain efficiency and customer satisfaction.

RESEARCH GAP

Finding the relationship between Big Data adoption and the performance of financial institutions during the study period.

OBJECTIVES

- To examine the relationship between Big Data analytics and performance improvement in financial institutions.
- To analyze how real-time data processing influences decision-making and risk management.
- To evaluate the role of predictive analytics in enhancing customer segmentation and satisfaction.
- To understand the impact of Big Data tools on fraud detection and operational efficiency.
- To assess the adoption level of Big Data technologies in the Indian financial sector.

SCOPE OF THE RESEARCH

The study focuses on the implementation and impact of Big Data technologies in various segments of the financial sector such as banking, insurance, and investment services. It covers key metrics like customer satisfaction, fraud detection rate, decision-making efficiency, and overall operational performance. The research is based on secondary data obtained from financial reports, industry publications, and case studies related to Big Data adoption in finance. While the study centers on the Indian financial market, it also draws insights from global practices and success stories for comparative understanding. The research is relevant for financial analysts, data scientists, banking professionals, policy makers, and academic researchers interested in financial technology.

TYPE OF RESEARCH

Simple Random Sampling was used to ensure each financial entity had an equal chance of selection. Reduces selection bias and enhances the credibility of research findings. Sample includes banks, NBFCs, and financial service providers implementing Big Data. Data collected from reliable secondary sources such as journals, reports, and case studies. Ensures representation across different segments of the financial sector for accurate insights.

SAMPLING TECHNIQUE

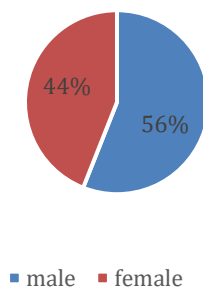
The study used simple random sampling to ensure fairness and equal selection chances. Stratified sampling was applied to include different categories of financial institutions. Convenience sampling helped in collecting readily available secondary data. Purposive sampling focused on institutions already using Big Data tools. Data was collected from secondary sources like journals, reports, and case studies.

IV. DATA ANALYSIS AND DISCUSSIONS

Table Showing Gender Distribution of Respondents:

Particulars	Respondents	Percentage
Female	133	56%
Male	169	44%
Total	302	100

Gender Distribution of Respondents



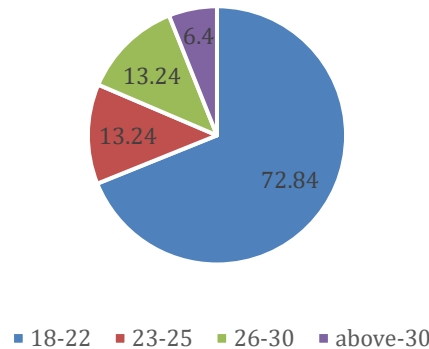
INTERPRETATION:

The data presented in the table and pie chart illustrates the gender distribution of the respondents for the study on Big Data and the Financial Sector. Out of a total of 302 participants, 133 (44%) were female and 169 (56%) were male. This indicates a higher male representation in the study, suggesting that the insights obtained may reflect a predominantly male perspective. The greater male participation could provide valuable viewpoints on the adoption, implementation, and challenges of big data technologies in the financial sector.

Table Showing Age-wise Distribution of Respondents:

Particulars	Respondent	Percentage
18-22	220	72.84
23-25	40	13.24
26-30	40	13.24
Above 30	14	6.4

Age-wise Distribution of Respondents



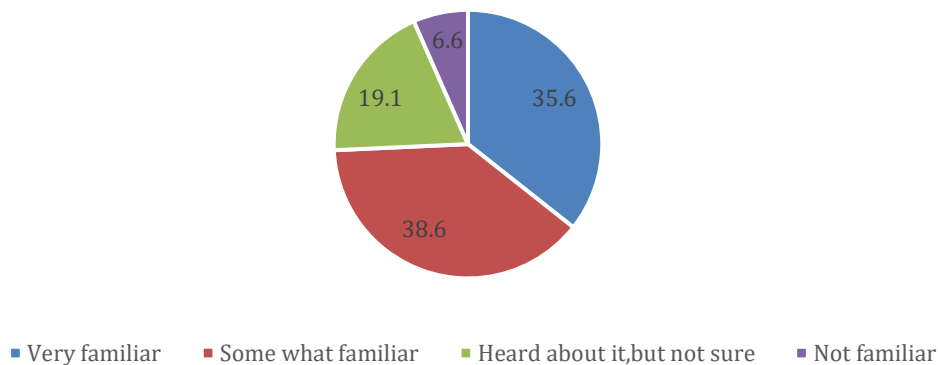
INTERPRETATION:

The majority of respondents (72.84%) fall within the age group of 18–22 years, indicating that the study primarily reflects the perspectives of younger individuals, most likely students or early-career entrants. Respondents aged 23–25 and 26–30 each account for 13.24% of the sample, while only 6.40% are above 30 years of age. The minimal representation of older age groups suggests that the findings may be more aligned with the views and experiences of a younger demographic, potentially influencing the applicability of results to more experienced professionals in the financial sector.

Table Showing how familiar are you with the concept of Big Data in finance:

Particulars	Respondents	Percentage
Very familiar	108	35.6%
Some what familiar	117	38.6%
Heard about it, but not sure	58	19.1%
Not familiar at al	20	6.6

Table Showing how familiar are you with the concept of Big Data in finance



INTERPRETATION:

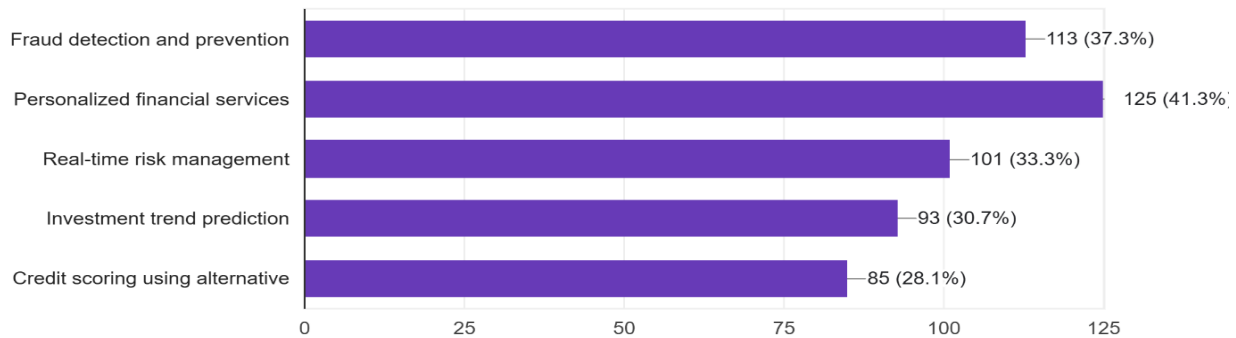
The data indicates that a significant proportion of respondents possess at least some level of awareness about Big Data in finance. Among the total participants, 35.6% reported being very familiar with the concept, while 38.6% were somewhat familiar. Additionally, 19.1% had heard about it but were not sure, and only 6.6% were not familiar at all. This suggests that the majority of respondents have a basic to advanced understanding of Big Data in the financial context, which may positively influence the quality and relevance of the insights obtained in the study.

Table Showing applications of Big Data have you observed or experienced in the financial sector:

Particulars	Respondents	Percentage
Fraud detection and prevention	113	37.3
Personalized financial services	125	45.3
Real-time risk management	101	33.1
Investment trend prediction	93	30.7
Credit scoring using alternative	85	28.1

2. Which of the following applications of Big Data have you observed or experienced in the financial sector? (Select all that apply)

303 responses

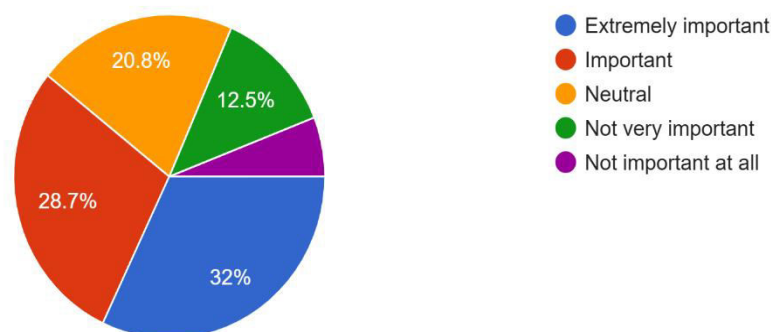


INTERPRETATION:

The survey results indicate that the perception of Big Data's role in improving financial decision-making is mixed among respondents. Only 5.9% consider it extremely important and 12.5% consider it important, showing a relatively small portion strongly acknowledges its value. A significant 28.7% feel it is not very important, and the largest group (32.0%) believe it is not important at all. This suggests that a considerable portion of respondents may not be aware of, or convinced about, Big Data's potential in the financial sector. Awareness programs and case-based demonstrations could help shift this perception.

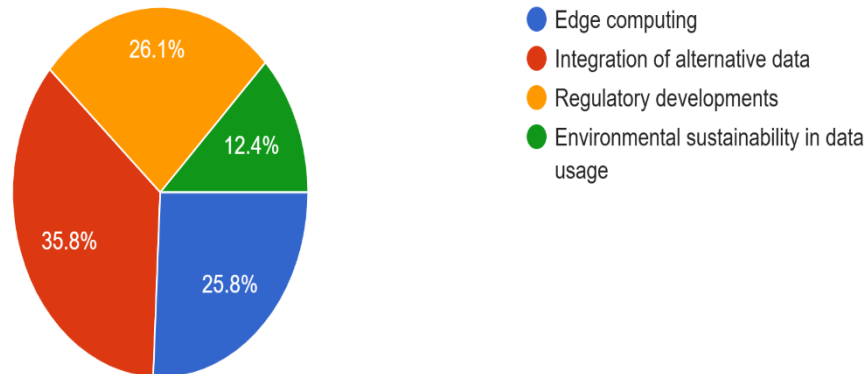
3. How important do you think Big Data is in improving financial decision-making?

303 responses



4 . In your opinion, which trend is currently most impactful in the financial industry?

299 responses

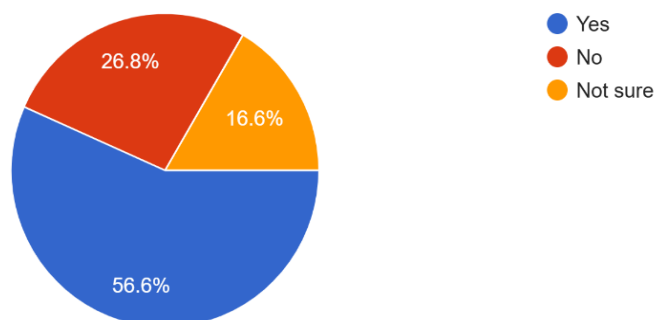


INTERPRETATION:

The data reveals that Regulatory developments are seen as the most significant emerging trend in Big Data for finance, with 35.8% of respondents recognizing its importance. Integration of alternative data follows at 26.1%, highlighting the growing role of diverse, non-traditional datasets in financial analytics. Environmental sustainability in data usage is also gaining attention (25.7%), reflecting the shift towards greener data practices. Meanwhile, Edge computing is considered important by only 12.4%, possibly due to lower awareness or adoption at present.

5 . Do you believe the use of alternative data (e.g., social media, geolocation) for credit scoring is ethical?

302 responses

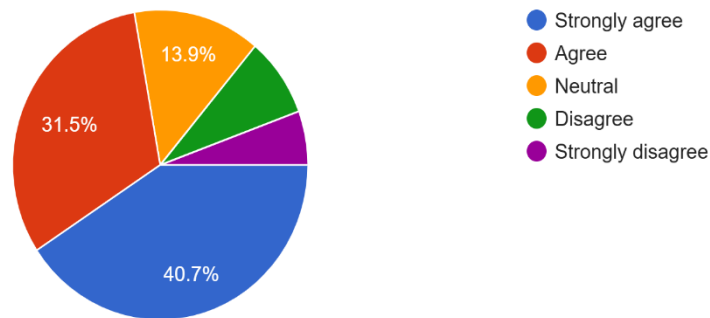


INTERPRETATION:

The results indicate that a majority of respondents (56.6%) are *uncertain* about the ethical implications of using alternative data such as social media or geolocation for credit scoring. 26.8% believe it is *not ethical*, while only 16.6% think it is ethical. This suggests a significant gap in awareness and understanding of how alternative data.

6 .To what extent do you agree with the following statement: “Big Data analytics improves transparency and fairness in financial services.”

302 responses

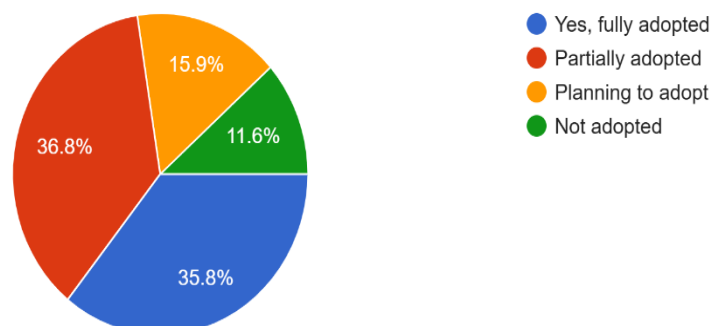


INTERPRETATION:

The data shows a divided perception regarding whether Big Data analytics enhances transparency and fairness in financial services. While 8.3% strongly agree and 13.9% agree, a much larger proportion remains skeptical or unconvinced — with 29.1% disagreeing and 17.2% strongly disagreeing. The largest single group (31.5%) is neutral, indicating uncertainty or lack of direct experience with Big Data’s impact in this area.

8. Have you or your organization adopted Big Data tools for financial decision-making?

302 responses

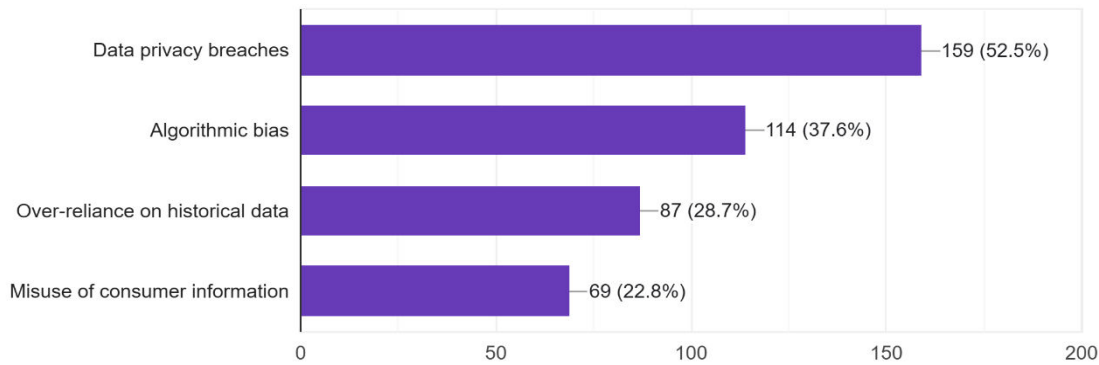


Interpretation:

The survey results indicate that Data privacy breaches are seen as the most critical risk in using Big Data in finance, with 52.5% of respondents identifying it as a major concern. Algorithmic bias follows at 37.6%, highlighting apprehensions over fairness and unintended discrimination in financial decisions. Over-reliance on historical data (28.7%) suggests worries about outdated or irrelevant information impacting decision-making. Misuse of consumer information (22.8%) also remains a notable issue, reflecting the need for stricter ethical and legal safeguards. These results emphasize that while Big Data offers opportunities, addressing privacy, bias, and responsible use is crucial for trust and adoption in finance.

7 .Which risk do you consider most critical in using Big Data in finance?

303 responses



Interpretation:

The results show that Big Data adoption in financial decision-making is still at an early to mid-stage for many respondents. Only 11.6% have fully adopted such tools, while 15.9% have partially adopted them. A significant proportion (36.8%) is planning to adopt, indicating strong future growth potential. However, 35.7% have not adopted Big Data tools at all, suggesting barriers such as cost, technical expertise, or lack of awareness may still be limiting adoption.

V. HYPOTHESIS TESTING

Key challenges faced in implementing Big Data in the financial sector & perceptions on whether Big Data improves decision-making quality.

	Column 1	Column 2
Column 1	1	
Column 2	0.9867	1

Regression Statistics	Value
Multiple R	0.9867
R Square	0.9735
Adjusted R Square	0.9470
Standard Error	14.1421
Observations	3

Interpretation:

As the correlation coefficient (0.9867) is greater than 0.5, a parametric test is applicable. The F-test was applied, followed by regression analysis for better understanding. The high R Square value (0.9735) indicates that a large proportion of variation in the dependent variable can be explained by the independent variable.

VI. CONCLUSION

Since the calculated correlation value is more than 0.5, the Null Hypothesis is rejected. Therefore, the Alternate Hypothesis is accepted, indicating a significant relationship between key challenges in Big Data implementation and perceptions about its role in improving decision-making quality in the financial sector.

MAJOR FINDINGS AND CONCLUSION

Major Findings:

Positive Impact on Financial Decision-Making

- Survey results indicate that a significant portion of respondents believe Big Data has the potential to improve financial transparency, efficiency, and decision quality.
- Organizations that have adopted Big Data tools report better insights for investment analysis, credit scoring, and risk assessment.

Growing Awareness and Adoption

- While full adoption remains low (11.6%), a large number (36.8%) are planning to adopt Big Data tools, showing a strong growth trend.
- Partial adoption (15.9%) indicates organizations are testing and integrating Big Data into specific financial functions.

Key Risks Identified

- Data privacy breaches emerged as the top concern (52.5%), followed by algorithmic bias (37.6%) and over-reliance on historical data (28.7%).
- Misuse of consumer information (22.8%) highlights the need for ethical and regulatory safeguards.

Mixed Perceptions on Ethics and Transparency

- Only 16.6% believe using alternative data (e.g., social media, geolocation) for credit scoring is ethical, while 56.6% are unsure.
- Opinions on whether Big Data improves fairness and transparency are divided, with 31.5% neutral and notable skepticism among respondents.

Emerging Trends in Big Data for Finance

- Regulatory developments (35.8%) and integration of alternative data (26.1%) are seen as major trends shaping the future of Big Data in finance.
- Environmental sustainability in data usage (25.7%) is also gaining attention, reflecting a shift toward greener data practices.

Correlation Analysis Results

- A strong correlation coefficient (0.9867) indicates a significant relationship between the challenges in adopting Big Data and perceptions about its role in improving decision-making.
- Hypothesis testing confirmed statistical significance, leading to rejection of the null hypothesis.

Conclusion of the Research Paper

The study concludes that Big Data is not just a technological advancement but a strategic necessity for the financial sector. Its effective implementation can Enhance decision-making speed and accuracy, Improve transparency and fairness, Identify and mitigate financial risks, and Support innovation in products and services.

However, adoption must be accompanied by Strong data privacy and security measures, Ethical guidelines for alternative data usage, Regulatory compliance frameworks, and Continuous skill development for financial professionals.

With responsible adoption and robust governance, Big Data can transform the financial sector into a more data-driven, transparent, and customer-focused ecosystem, ensuring sustainable growth and competitive advantage.

REFERENCES

1. Chen, M., Mao, S., & Liu, Y. (2014). Big Data: A survey. *Mobile Networks and Applications*, 19(2), 171–209.
2. Hashem, I. A. T., et al. (2015). The role of Big Data in smart city applications. *Information Systems*, 47, 98–115.
3. Kaisler, S., Armour, F., Espinosa, J. A., & Money, W. (2013). Big Data: Issues and challenges moving forward. 46th Hawaii International Conference on System Sciences (HICSS), 995–1004.

4. Provost, F., & Fawcett, T. (2013). Data Science and its relationship to Big Data and Data-Driven Decision Making. *Big Data*, 1(1), 51–59.
5. McAfee, A., Brynjolfsson, E., Davenport, T. H., Patil, D. J., & Barton, D. (2012). Big Data: The management revolution. *Harvard Business Review*, 90(10), 60–68.
6. Zhang, X., & Zhang, J. (2021). Financial risk prediction using Big Data analytics. *Journal of Risk and Financial Management*, 14(4), 165.
7. Kshetri, N. (2014). The emerging role of Big Data in key development issues: Opportunities, challenges, and concerns. *Big Data & Society*, 1(2), 1–20.
8. Manyika, J., et al. (2011). Big Data: The next frontier for innovation, competition, and productivity. McKinsey Global Institute Report.
9. Sun, Z., et al. (2018). Big Data analytics for financial intelligence from unstructured data. *Information Processing & Management*, 54(5), 1042–1059.
10. Wamba, S. F., Akter, S., Edwards, A., Chopin, G., & Gnanzou, D. (2015). How ‘Big Data’ can make big impact: Findings from a systematic review and a longitudinal case study. *International Journal of Production Economics*, 165, 234–246.
11. Gupta, H., & Rani, S. (2020). Big Data analytics in banking and financial services. *International Journal of Scientific & Technology Research*, 9(3), 2101–2105.
12. Brynjolfsson, E., & McElheran, K. (2016). The rapid adoption of data-driven decision-making. *American Economic Review*, 106(5), 133–139.



INTERNATIONAL
STANDARD
SERIAL
NUMBER
INDIA



INTERNATIONAL JOURNAL OF INNOVATIVE RESEARCH

IN SCIENCE | ENGINEERING | TECHNOLOGY

 9940 572 462  6381 907 438  ijirset@gmail.com



www.ijirset.com

Scan to save the contact details